



WALL PLATES, COVERS, SWITCHES & SPACERS


Created & supported by



1800 256 843

The same grid plates (SWP1 etc.) are used for both standard and XL versions of the faceplates in all colours.

Note all button caps are gloss, including the Atomic White XL plates and except for Matt White faceplates



Gloss White



Semi Gloss Black



Semi Gloss Gray



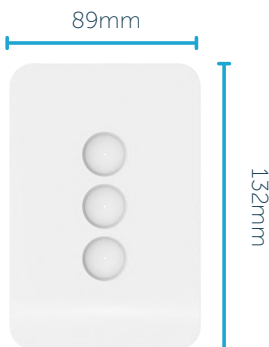
Matt White
Matt buttons



Atomic White XL




Wall Grid Plate




AMBIENCE XL
(Matt White Only with Gloss White Buttons)

PIXIE AMBIENCE FACE PLATES AND WALL PLATES



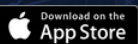
SWAC1GW	SWAC2GW	SWAC3GW	SWAC4GW	SWAC5GW	SWAC6GW
SWAC1SGB	SWAC2SGB	SWAC3SGB	SWAC4SGB	SWAC5SGB	SWAC6SGB
SWAC1SGG	SWAC2SGG	SWAC3SGG	SWAC4SGG	SWAC5SGG	SWAC6SGG
SWAC1MW	SWAC2MW	SWAC3MW	SWAC4MW	SWAC5MW	SWAC6MW
SWALC1SGW	SWALC2SGW	SWALC3SGW	SWALC4SGW	SWALC5SGW	SWALC6SGW
SWP1	SWP2	SWP3	SWP4	SWP5	SWP6



SCAN ME



Download the PIXIE and PIXIE PLUS Apps



Created & supported by



1800 256 843

PIXIE SMART POWER POINT FACEPLATES

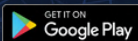
		Classic Style	Modern Style	Circular Style
Gloss White		SPO23BTAM Standard Offer	SPO23/BTAM/CW Device + Gloss White Cover	SPO23/BTAM/IW Device + Gloss White Cover
Semi Gloss Black		SPO23/BTAM/BK Device + Cover		
Semi Gloss Gray		SPO23/BTAM/GY Device + Cover		
			SPO23CW/BTP Cover Only	SPO23IW/BTP Cover Only
				SPO23EW/BTP Cover Only



SCAN ME



Download the PIXIE and
PIXIE PLUS Apps



Simple. Smart. Home.
Make Your Home Smart Simply With PIXIE

Created & supported by



1800 256 843

PIXIE TOUCH PANEL FACEPLATES

White Gloss	Matt Black	Matt Gray
STP54BTAS Device + Cover + Buttons Standard Offer	STP54C/MB/BTP Cover & Buttons Only	STP54C/MG/BTP Cover & Buttons Only

WHAT'S INCLUDED IN PIXIE TOUCH PANEL VALUE KITS

	Touch Panel STP54BTAS	PIXIE Gateway SGW3BTAM	SMART DIMMER SDD300BTAM	SMART SWITCH SWL600BTAM	MULTIFUNCTION SMFBTAS	Smart GPO SPO23BTAM
KIT-A STP54BTAS/KITA	1	1	0	0	0	0
KIT-B STP54BTAS/KITB	1	1	5	5	0	0
KIT-C STP54BTAS/KITC	1	1	5	5	4	1

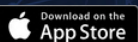
A range of **Touch Panel Value Kits** which include the PIXIE Touch Panel, PIXIE G3 Gateway and a range of common PIXIE smart components can be purchased.

These **KITS** provide cost savings over buying these components separately.

SCAN ME



Download the PIXIE and PIXIE PLUS Apps





WALL PLATES, COVERS, SWITCHCAPS & SPACERS

Created & supported by



1800 256 843



PIXIE GEN3 SMART MECH REPLACEMENTSWITCHCAPS

PIXIE Gen 3 Smart Master & Secondary Mechs

	CLIPSAL™ STYLE SWITCH CAP	HPM™ STYLE SWITCH CAP	LEGRAND™ STYLE SWITCH CAP
Gloss Black	SCTA/BTP	SHEA/BTP	SHLA/BTP
Gloss Black Dial for SMFR/BTAS	<u>Long STEM</u> : SDKL/BK/BTP <u>Short STEM</u> : SDKS/BK/BTP		

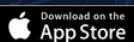
SP/BTP - PUSH BUTTON SILICON SPACER Bag Of 5 - Used for fitting mechs into Clipsal™ Zen™ and Saturn™ plates.

1 comes with each product and if these are lost can be re-ordered.
Gloss white caps cannot be re-ordered as a spare part.

SCAN ME



Download the PIXIE and
PIXIE PLUS Apps



Simple. Smart. Home.
Make Your Home Smart Simply With PIXIE

Each PIXIE Master and
Secondary Mech come
with 3 gloss white switch
caps in each box.

These fit most Clipsal™
style apertures, HPM™ and
Excel™ Life™ apertures
found in common wall
plates in Australia.

Created & supported by



1800 256 843



PIXIE NON-SMART MECH REPLACEMENT SWITCHCAPS

For SWL10L and SBP10L Non Smart Mechs

	CLIPSAL™ STYLE CAP	HPM™ STYLE CAP	PIXIE AMBIENCE
Gloss Black	SWC1BN/GB	SWH1BN/GB	N/A
Ambience Matt Black	N/A	N/A	SWABN/SGB
Ambience Matt Gray	N/A	N/A	SWABN/SGG
Ambience Matt White	N/A	N/A	SWABN/MW

Shipped as standard with - Gloss white button caps. Gloss white caps cannot be re-ordered as a spare part.

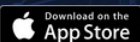
Each PIXIE Non Smart Mech – both SWL10L and SBP10L come with a range of gloss white caps in the box.

These fit most Clipsal™ style apertures, HPM™ and Excel™ Life™ apertures found in common wall plates in Australia.

SCAN ME



Download the PIXIE and PIXIE PLUS Apps



Created & supported by



1800 256 843



PIXIE Garage Door and Gate Controller
PC206GD/R/BTAM



PIXIE Transceiver
PC100CS/R/BTAM

PIXIE GARAGE DOOR & GATE CONTROL / TRANSCEIVER SENSORS



	Garage Door Controller OPEN STOP CLOSE control	Transceiver Receives Input and Transmits Message
<p>CSR41BTP Roller Door Contact Sensor Includes floorplate reed switch with armoured cable and door magnet.</p>	<p>Provides door status to PIXIE App, and Push Notifications in PIXIE Plus when PIXIE Gateway installed</p>	<p>Ideal if garage door control is already provided by a 3rd party device or other PIXIE device AND status and other PIXIE system device control is required based on status from this device.</p>
<p>CSM41BTP Metal Door Contact Sensor Includes reed switch and magnet.</p>	<p>Provides gate status to PIXIE App, and Push Notifications in PIXIE Plus when PIXIE Gateway installed</p>	<p>Ideal if metal gate control is already provided by a 3rd party device or other PIXIE device AND status and other PIXIE device control is required based on status from this device.</p>
<p>CSF21BTP Flush Mount Contact Sensor Includes 10 sensors and magnet pairs.</p>	<p>N/A</p>	<p>For use with wooden doors and wooden framed windows to provide open / close status and perform associated PIXIE actions based on status.</p>