

# PXE

Simple. Smart. Home.



## Ambience Touch Panel

SAL National Pty Ltd

Head Office: 40 Biloela Street, Villawood, NSW, 2163

Offices: Melbourne | Perth | Adelaide | Brisbane

The SAL logo consists of a stylized white square icon with a diagonal line, followed by the letters 'SAL' in a bold, white, sans-serif font.

# PIXIE Ambience Touch Panel

The PIXIE Ambience Touch Panel is a premium addition to the PIXIE solution that elevates the smart home experience, providing homeowners a central control hub for their PIXIE Smart Home System.

The Ambience Touch Panel makes it easy for everyone at home to control all PIXIE connected devices such as lighting blinds, fans, appliances and more.

Installation of multiple Touch Panels in the home and the ability to quickly customise each depending on the installation location, makes controlling and managing your PIXIE Smart Home even easier, no matter where in the home you are.



STP54C/MB/BTP Matt Black Cover & Caps

STP54C/MG/BTP Matt Grey Cover & Caps

5.5 inch full colour touch screen for central control of your PIXIE smart home.

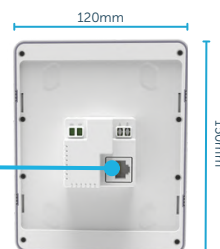
Light level and proximity sensor for improved touch panel interactivity

Multifunction buttons for quick access to regularly used devices, groups and scenes

Pull out menu acts as a reminder of button functions and fast multifunction button re-configuration tool.

Customisable home page layout and per touch panel setup to match the mounting location control needs.

Rapid QR code deployment for new Touch Panels on site to minimise configuration time.



Powered by either POE or a low voltage power supply for simple installation. Fits into a standard single-gang wall plate mount.



## PIXIE Ambience & Ambience XL Faceplate Range


PIXIE Ambience is a modern slimline wall plate range with an understated beauty, colours to match any decor and the simplicity of PIXIE's Click-Clack-Snap approach to future proofing.

The PIXIE smart modules fit perfectly into the PIXIE Ambience wall plates for direct mounting and control, right on the wall. Available in various colours with a choice of 2 faceplates styles which affix to the same wall plate base - Ambience and Ambience XL - choosing the ideal look and feel for every room in the home is simple.

PIXIE also fits in to a wide range of common Australian plates.



Ambience



Ambience XL

## Simply Swap for Smarts

Installing PIXIE smart double power points puts the smart convenience of Bluetooth® mesh into everything you plug-in, increasing the IQ of your PIXIE smart home.

With a range of four interchangeable stylish faceplates and tactile on/off buttons with LED indicators and, the super-special multipurpose button in the middle, the humble power point just got a lot smarter.




### The MIGHTY Middle Multipurpose Button.

The middle button puts control of every PIXIE controlled device, group and scene right where you are. And if you change your mind, simply change what's under control to suit your needs using the PIXIE Apps.

Safety & Power front of mind. Lock-out manual operation with child-lock functionality and keep track of power consumption for each socket.

Individual control and scheduling. Each socket can be controlled separately, manually and from the PIXIE apps with 24hr 7 day scheduling built-in to each too.



# PIXIE. FITS. IN.

## Adaptable smart modules fit into a wide range of Australian wall plates

We know that home-owners preferred design aesthetics are as diverse as the way they live. That's why PIXIE Fits In to a wide range of wall plate styles available in Australia today.

Rather than limiting home owners to a few rigid styles and designs, or a specific number of dimmers and switches per plate, PIXIE delivers ultimate choice with a simple Click. Clack. Snap. modular approach.

Mix and match dimmers, switches, timers and scene controllers from 1-gang to 6-gang layouts with the look and feel ideal for you and your home.

### **The Simplicity of Click. Clack. Snap.**

Click the Ambience button-caps onto PIXIE smart modules.  
Clack the PIXIE smart modules into the Ambience Wallplate.  
Snap on the Ambience Faceplate to match decor and design

PIXIE Ambience Wallplates come in 1 to 6 gang configurations and accept both PIXIE Ambience and Ambience XL Faceplates and buttons.

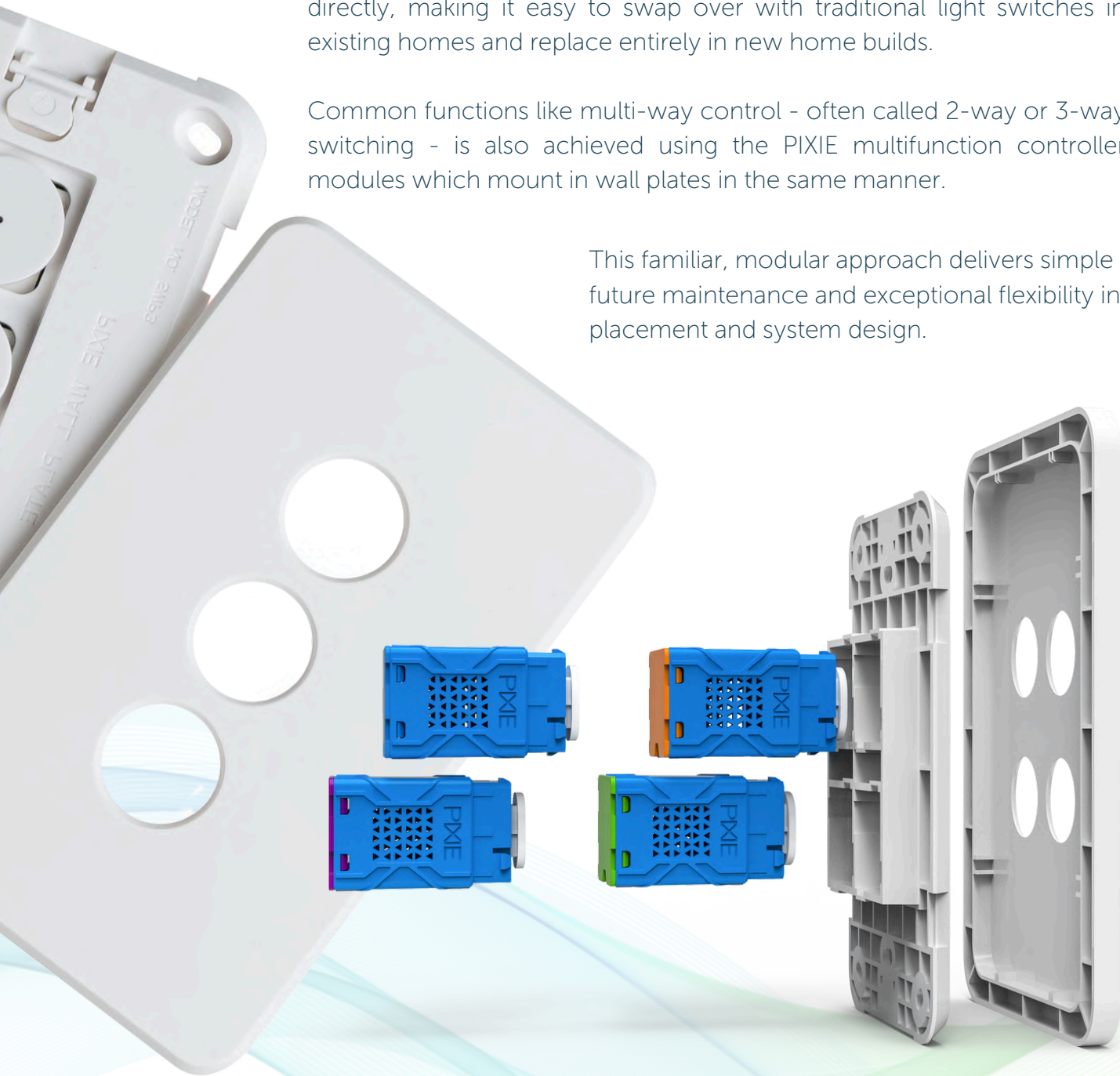


## Control Everything from Anywhere

PIXIE smart modules control the connected lighting and other loads directly, making it easy to swap over with traditional light switches in existing homes and replace entirely in new home builds.

Common functions like multi-way control - often called 2-way or 3-way switching - is also achieved using the PIXIE multifunction controller modules which mount in wall plates in the same manner.

This familiar, modular approach delivers simple future maintenance and exceptional flexibility in placement and system design.



The PIXIE Ambience range pictured here is just one of the many wall plate designs to which PIXIE Fits In.

# CLICK. CLACK. SNAP.



## PIXIE Ambience Touch Panel #STP54BTAS

The PIXIE Ambience Touch Panel is provided with a wall mounting template and steel mounting plate making the Touch Panel suitable for single-gang penetration mounting using a range of standard Australian wall mount methods.

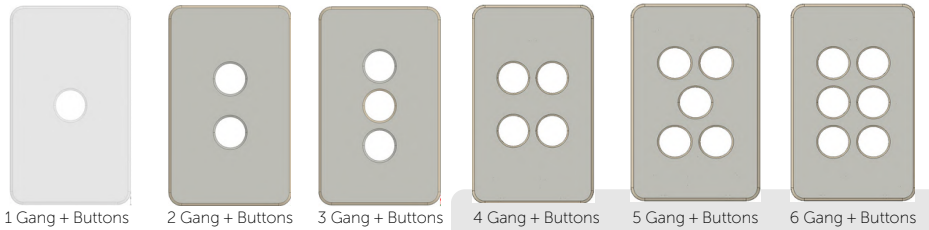
The Touch Panel is powered either via a POE port from a suitable POE device or a low voltage transformer as detailed below.

Recommended power supply (if not using POE):

Manufacturer: SAL  
Part Number: Pluto 15DV



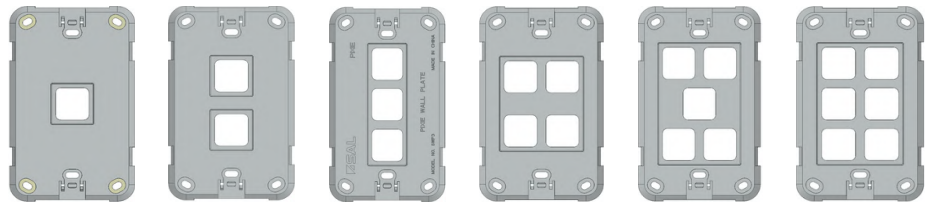
## Ambience and Ambience XL Faceplates



### Colour / Size

Colour / Size	1 Gang + Buttons	2 Gang + Buttons	3 Gang + Buttons	4 Gang + Buttons	5 Gang + Buttons	6 Gang + Buttons
Gloss White	SWAC1GW	SWAC2GW	SWAC3GW	SWAC4GW	SWAC5GW	SWAC6GW
Semi Gloss Black	SWAC1SGB	SWAC2SGB	SWAC3SGB	SWAC4SGB	SWAC5SGB	SWAC6SGB
Semi Gloss Gray	SWAC1SGG	SWAC2SGG	SWAC3SGG	SWAC4SGG	SWAC5SGG	SWAC6SGG
Atomic White XL	SWALC1GW	SWALC2GW	SWALC3GW	SWALC4GW	SWALC5GW	SWALC6GW

## Wallplate Options



Wallplate only 1 Gang part#: SWP1  
Wallplate only 2 Gang part#: SWP2  
Wallplate only 3 Gang part#: SWP3  
Wallplate only 4 Gang part#: SWP4  
Wallplate only 5 Gang part#: SWP5  
Wallplate only 6 Gang part#: SWP6

Wallplates compatible with PIXIE Ambience and Ambience XL faceplates

## PIXIE Smart Double Power Point (SPO23/BTAM) Cover Options

Ambience Style	Cover Type 2	Cover Type 3	Cover Type 4
Gloss White SPO23/BTP Standard model	SPO23/CW/BTP	SPO23/IW/BTP	SPO23/EW/BTP
Matt Black SPO23AB/BTP	Classic Style	Modern Style	Circular Style
Matt Grey SPO23AG/BTP			

TOLL FREE Support: 1800 256 843

