

PIXIE Dual Relay Controller

#PC206DR-R-BTAM



Basic operation

- 1 click toggle relay close/open
- 4 clicks manual pairing
- 9 clicks reset device

Using 'control-buttons' on device and momentary inputs

Applications

Larger load switching control for residential dwellings for retrofit, renovation and new build; apartments; hotels and hospitality venues.

Whats in the box

1 x Dual Relay Controller, installation instructions

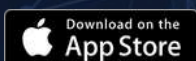
Accessories

Bell Press mechs from 3rd party for optional connection to bell-press inputs.



SCAN ME

Download the PIXIE and PIXIE PLUS Apps



#PC206DR-R-BTAM
PIXIE Dual Relay Controller



Designed for larger load switching in the PIXIE ecosystem, with 2 6Amp relays which can be controlled independently. This provides for interesting electrical control scenarios with 3-wire sensors, AC ceiling fan speed control. Comes with 24hour/7 Day scheduling, Groups, Scenes and mobile app control and configuration.

Features

- Dual 6Amp relays for direct control of connected loads
- 3-wire motions sensor integration using 3rd party sensors
- AC Ceiling fan control - 3 speed + off - using capacitor from fans
- Memory switch provided when the supply is terminated and resupplied, both outputs will restore to the state before the outage.
- Optional bell press inputs for connection of 3rd-party bell-press/momentary inputs for simple wall control operation and integration possibilities.
- Compatible with PIXIE Multifunction control, Multifunction remote control
- No minimum output requirements for switching loads

Electrical

Input(V)(Hz)	240/50
Max loads (Resistive)	6A per channel (2 channels)
Operating ambient min/max (°C)	0 to 60°
Typical wireless range	15 metres typical indoors **
IP Rating	IP20

** Depending on building materials and construction.



PIXIE Dual Relay Controller

#PC206DR-R-BTAM



Related products

PIXIE Multifunction
#SMFBTAS



PIXIE Blind & Signal
#PC206BS-R-BTAM



PIXIE Translator
#PC100T-R-BTAS

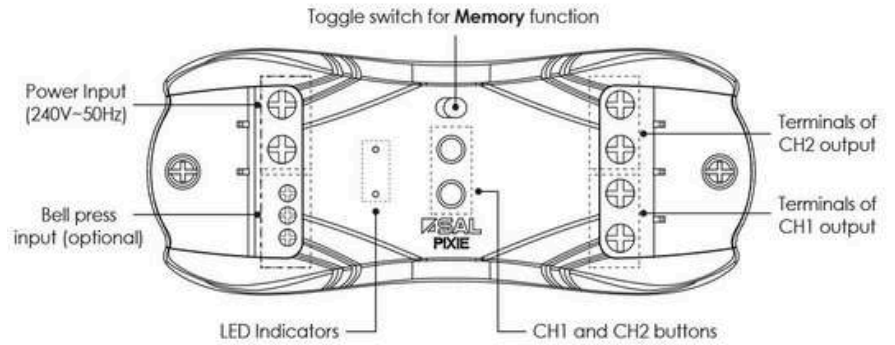


PIXIE Gateway G3
#SGW3BT



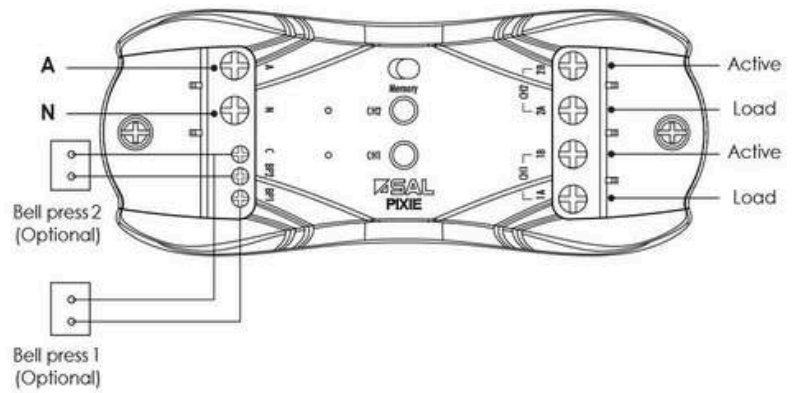
Wiring Diagram

Buttons and terminals



Wiring diagram

(Typical application)



PIXIE fits in

PIXIE fits in to a huge range of Australian wall plates



SCAN ME



SCAN ME

Download the PIXIE and
PIXIE PLUS Apps

