

PIXIE Smart Switch

#SWL350BT

 Bluetooth®

▶ Basic operation

- 1 click operate lights on/off
- 4 clicks manual pairing
- 9 clicks reset device

▶ Applications

Residential dwellings for retrofit, renovation and new build; apartments; hotels and hospitality venues.

▶ Whats in the box

1 x Smart switch, 1 x silicone adaptor/spacer, 3 x switch caps, 1 x capacitor, installation instructions

▶ Accessories

PIXIE Ambience wall and faceplates in White/Grey/Black



#SWL350BT
PIXIE Smart Switch



Push button smart switch for controlling lighting and other loads with wireless Bluetooth Mesh Technology in residential, hotel and hospitality spaces. Comes with 24hour/7 Day scheduling, Groups, Scenes and mobile app control and configuration.

Features

- Suitable for switching lighting and other compatible loads
- Loads greater than 350w control possible via contactor (by others).
- Fit most branded switch plates and PIXIE Ambience plates
- Smart functions and configuration via phone/tablet with PIXIE Apps
- Over temperature protection, overload protection, short circuit protection
- Complies with Australian and New Zealand: AS/NZS 60669.2.1
- LED indicator shines bright when the dimmer is on, and faint when the dimmer is off for locating in the dark
- LED indicator can be enabled and disabled through the PIXIE or PIXIE Plus app, when disabled, the indicator is off at OFF state, and lit at ON state

Electrical

Power Supply	220-240VAC
Min/ Max loads*	13W*/350W - 200V AC LED
Max inductive loads	80V AC
Operating ambient min/max (°C)	0 to 40°
Typical wireless range	15 metres typical indoors **
IP Rating	IP20

*Subject to product capability, this size load may require the inclusion of the LOAD capacitor included in the product carton.

** Depending on building materials and construction.

SCAN ME



Download the PIXIE and
PIXIE PLUS Apps



PIXIE

PIXIE PLUS

PIXIE Smart
Switch

#SWL350BT G2

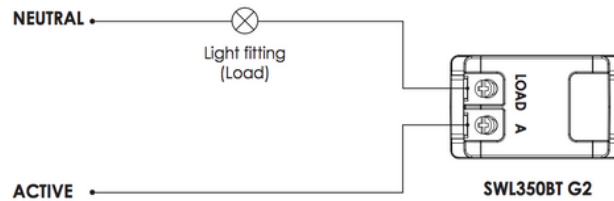


Related products

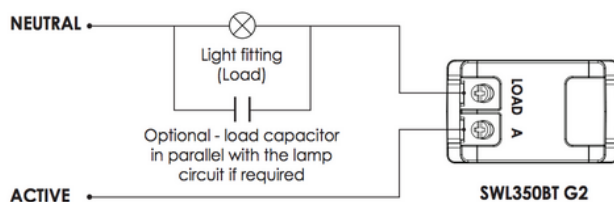
PIXIE Smart Dimmer
SDD350BTPIXIE Timer Switch
#STS350BTPIXIE 600W Switch
#SWL600BTAMPIXIE Multifunction
#SMFBTAS

Wiring Diagram

SWL350BT G2 - Standard wiring diagram

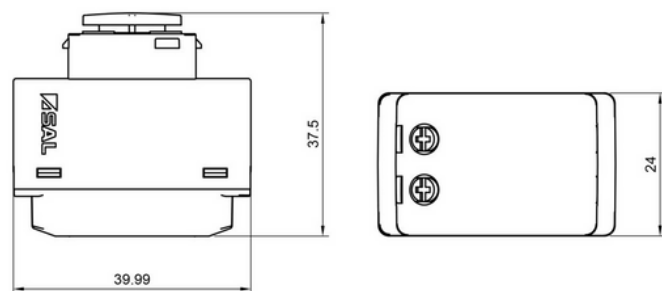


SWL350BT G2 - Optional wiring diagram



The SWL350BT G2 is a 2 wire product, the capacitor provided in the carton operates as a load correction device to assist achieving minimum load levels and improve compatibility performances.

Dimensions



PIXIE fits in

PIXIE fits in to a huge range of Australian wall plates



SCAN ME



SCAN ME

Download the PIXIE and
PIXIE PLUS Apps