

PIXIE Smart Timer Switch

#STS350BT



Basic operation

- 1 click start /stop timer count down
- Long press for 2 seconds activate override-on mode
- 2 clicks when in timer mode, restart timer
- 4 clicks manual pairing
- 9 clicks reset device

Applications

Residential dwellings for retrofit, renovation and new build; apartments; hotels and hospitality venues.

Whats in the box

1 x Smart switch, 1 x silicone adaptor/spacer, 3 x switch caps, 1 x capacitor, installation instructions

Accessories

PIXIE Ambience wall and faceplates in White/Grey/Black



#STS350BT

PIXIE Smart Timer Switch



Push button smart timer switch for controlling lighting and other loads with wireless Bluetooth Mesh Technology in residential, hotel and hospitality spaces. Timer / Run-on-timer duration from 1 minute to 24 hours. Also comes with 24 hour/ 7 day scheduling.

Features

- Suitable for timing switched lighting and other compatible loads.
- Loads greater than 350w control possible via contactor (by others).
- Fit most branded switch plates and PIXIE Ambience plates
- Timer functions and configuration via phone/tablet with PIXIE Apps
- Over temperature protection, overload protection, short circuit protection
- Complies with Australian and New Zealand: AS/NZS 60669.2.1
- Timer operation LED indicator quickly flashes for 5 seconds on activation then flashes every 3 seconds
- Non timer operation LED indicator can be enabled and disabled through the PIXIE or PIXIE Plus app, when disabled, the indicator is off at OFF state, and lit at ON state

Electrical

Power Supply	220-240VAC
Min/ Max loads*	13W*/350W - 200V AC LED
Max inductive loads	80V AC
Operating ambient min/max (°C)	0 to 40°
Typical wireless range	15 metres typical indoors **
IP Rating	IP20

*Subject to product capability, this size load may require the inclusion of the LOAD capacitor included in the product carton.

** Depending on building materials and construction.

SCAN ME



Download the PIXIE and
PIXIE PLUS Apps



PIXIE Smart
Timer
Switch

#STS350BT

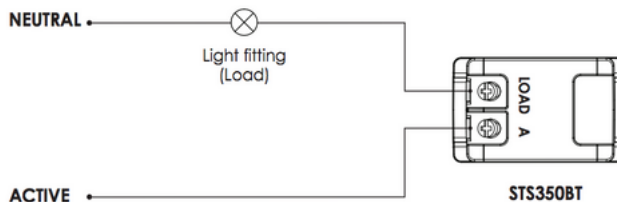


Related products

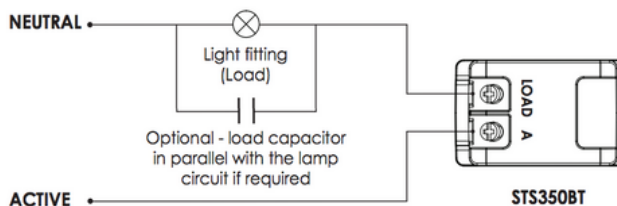
PIXIE Smart Dimmer
SDD350BTPIXIE Smart Switch
#SWL350BT G2PIXIE 600W Switch
#SWL600BTAMPIXIE Multifunction
#SMFBTAS

Wiring Diagram

STS350BT - Standard wiring diagram

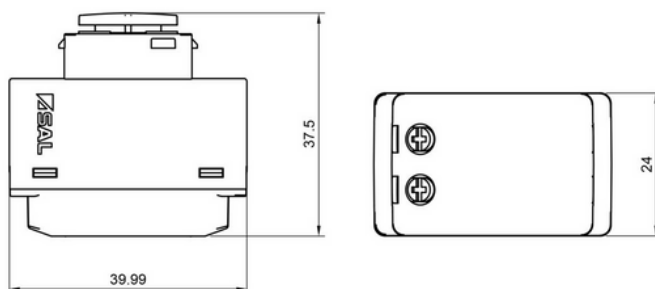


STS350BT - Optional wiring diagram



The STS350BT is a 2 wire product, the capacitor provided in the carton operates as a load correction device to assist achieving minimum load levels and improve compatibility performances.

Dimensions



PIXIE fits in

PIXIE fits in to a huge range of Australian wall plates



SCAN ME

SCAN ME

Download the PIXIE and
PIXIE PLUS Apps